



SERIES H280F 2pc FIRESAFE

Howell 2-Piece **FIRESAFE** Ball Valve

SPECIFICATIONS:

- Available in Carbon Steel and Stainless Steel
- Full Port Design, 2000 PSI for 1/4" – 2", 1500 PSI for 2-1/2" – 4"
- Threaded Ends
- Blowout Proof Stem for Safety
- Anti-Static Device
- Locking Lever Handle
 - Ability to lock valve in open or closed position
- Seal Welded Body Design for Zero Leakage
- Silicone Free
- Material Traceability
- Size Range: 1/4" to 4"



STANDARDS:

CRN Registered
 FIRESAFE – API 607 4th Edition
 NACE – MR0175
 EN1024 – DIN 50-049-3.1B
 CE Approved for Europe
 Valve Testing – API 598, MSS SP 61

HOW TO ORDER:

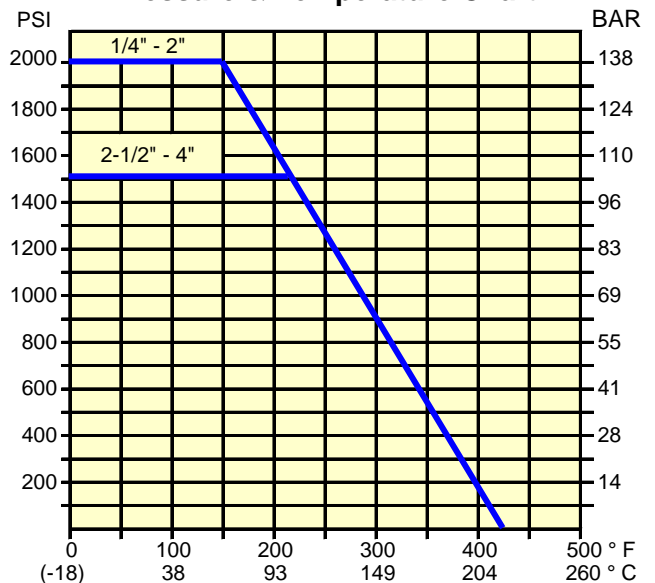
Series - **Body** - **Ends** - **Seat** - **Size**
 H280F CS IP R-RPTFE*
 SS T-PTFE

* RPTFE Seats Standard

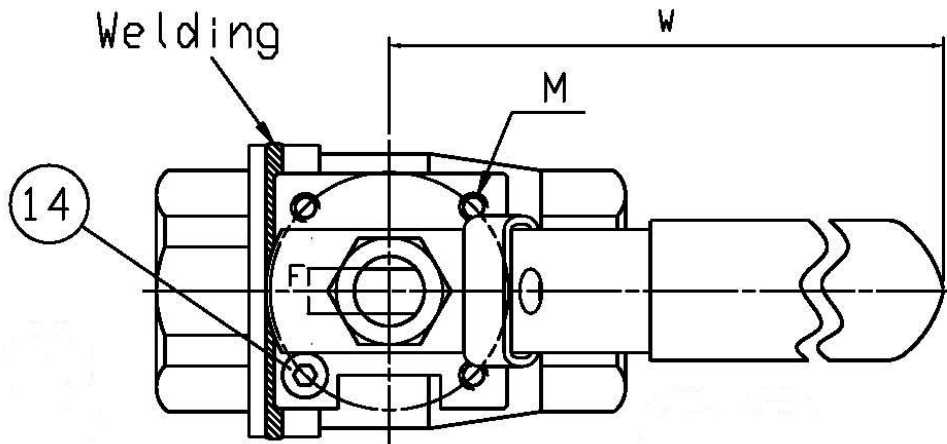
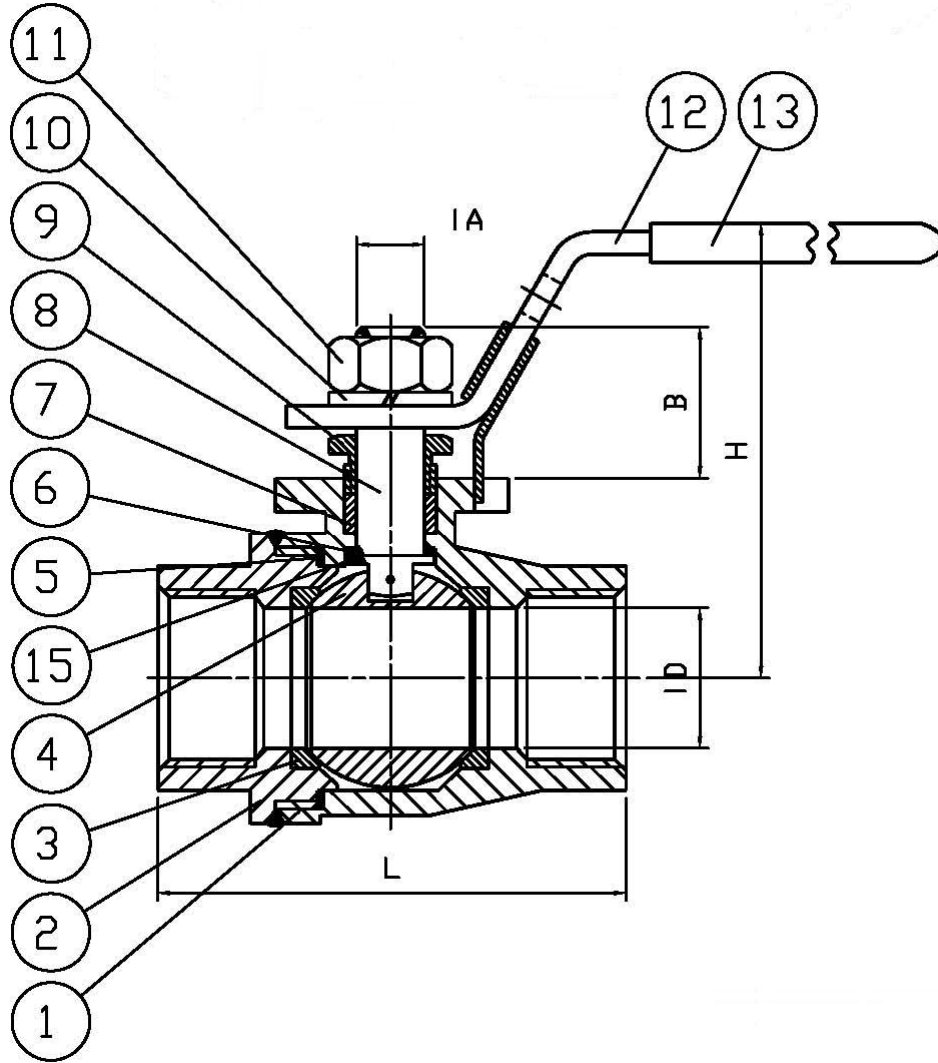
Sample Description and Part# :

H280F-SS-IP-R-112
 H280F 2PC SS IP FIRESAFE RPTFE FP BALL 1-1/2"

Pressure & Temperature Chart



Head Office:
 Phone: 888 HOWELLS (469-3557)
 Fax: 866-469-3550
 Email: sales@howellvalve.com
www.howellvalve.com





SERIES H280F 2pc FIRESAFE

MATERIALS LIST:

Item	Part	For Stainless Steel Valve	For Carbon Steel Valve	Quantity
1	Body	ASTM A351 CF8M	ASTM A216 WCB	1
2	End Cap	ASTM A351 CF8M	ASTM A216 WCB	1
3	Seat	RPTFE	RPTFE	2
4	Ball	ASTM A351 CF8M/316	ASTM A351 CF8M/316	1
5	Gasket	Graphite	Graphite	1
6	Thrust Washer	Graphite	Graphite	1
7	Stem Packing	Graphite	Graphite	1
8	Stem	ASTM A276 316	ASTM A276 316	1
9	Packing Nut	304 SS	304 SS	1
10	Spring Washer	304 SS	304 SS	1
11	Handle Nut	304 SS	304 SS	1
12	Handle	304 SS	Zinc Plated Steel	1
13	Handle Grip	Rubber	Rubber	1
14	Stopper Nut	304 SS	Carbon Steel	1
15	Anti-Static Device	304 SS	304 SS	2

DIMENSIONS:

SIZE	I A		B		F		H		I D		L		M	W		ISO5211
	IN	MM	IN	MM	IN	MM	IN	MM	IN	MM	IN	MM		IN	MM	
1/4"	0.31	8.0	0.59	15.0	0.20	5.0	2.13	54.0	0.43	11.0	2.32	59.0	M5	5.31	135.0	F03
3/8"	0.31	8.0	0.59	15.0	0.20	5.0	2.13	54.0	0.49	12.5	2.32	59.0	M5	5.31	135.0	F03
1/2"	0.31	8.0	0.67	17.0	0.20	5.0	2.20	56.0	0.59	15.0	2.40	61.0	M5	5.31	135.0	F03
3/4"	0.39	10.0	0.79	20.0	0.24	6.0	2.52	64.0	0.79	20.0	2.87	73.0	M5	5.31	135.0	F03
1"	0.47	12.0	0.98	25.0	0.31	8.0	2.68	68.0	1.00	25.4	3.35	85.0	M5	6.50	165.0	F04
1-1/4"	0.47	12.0	0.98	25.0	0.31	8.0	2.91	74.0	1.26	32.0	3.82	97.0	M5	6.50	165.0	F04
1-1/2"	0.55	14.0	0.98	25.0	0.31	8.0	3.54	90.0	1.50	38.0	4.53	115.0	M6	6.89	175.0	F05
2"	0.55	14.0	0.98	25.0	0.31	8.0	3.94	100.0	1.97	50.0	5.28	134.0	M6	6.89	175.0	F05
2-1/2"	0.79	20.0	1.57	40.0	0.47	12.0	5.39	137.0	2.56	65.0	6.61	168.0	M8	10.24	260.0	F07
3"	0.79	20.0	1.57	40.0	0.47	12.0	5.79	147.0	3.15	80.0	7.52	191.0	M8	10.24	260.0	F07
4"	0.98	25.0	1.57	40.0	0.63	16.0	6.93	176.0	3.94	100.0	9.09	231.0	M10	11.02	280.0	F10

Estimated Cv Values

Size	Cv Value
1/4"	15
3/8"	15
1/2"	15
3/4"	38
1"	65
1-1/4"	118
1-1/2"	195
2"	320
2-1/2"	410
3"	640
4"	1250

Valve Weights

Size	(KG)	(LB)
1/4"	0.4	0.9
3/8"	0.4	0.9
1/2"	0.4	0.9
3/4"	0.6	1.3
1"	1.0	2.2
1-1/4"	1.5	3.3
1-1/2"	2.2	4.9
2"	3.8	8.4
2-1/2"	6.5	14.3
3"	11.8	26.0
4"	20.3	44.8