



Howell Flanged FireSafe Ball Valve

1-888-469-3557 · sales@howellpipe.com



API 607 Firesafe

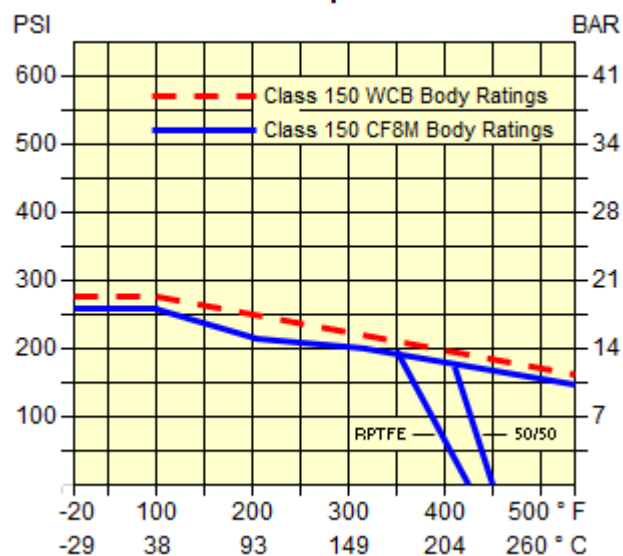
H51F Series

SPECIFICATION:

- ◆ Available in Carbon Steel and Stainless Steel
- ◆ Full Port Design
- ◆ Flanged, Two Piece Body
- ◆ Class 150 and Class 300
- ◆ Blowout Proof Stem for Safety
- ◆ ISO 5211 Direct Mounting Pad
- ◆ Anti-Static Device
- ◆ Live Loaded Stem Design for High
- ◆ Cycle Life
- ◆ Ball has vented hole in stem slot to equalize pressure in the body cavity
- ◆ Silicone Free
- ◆ Material Traceability
- ◆ Size Range: ½" to 10"



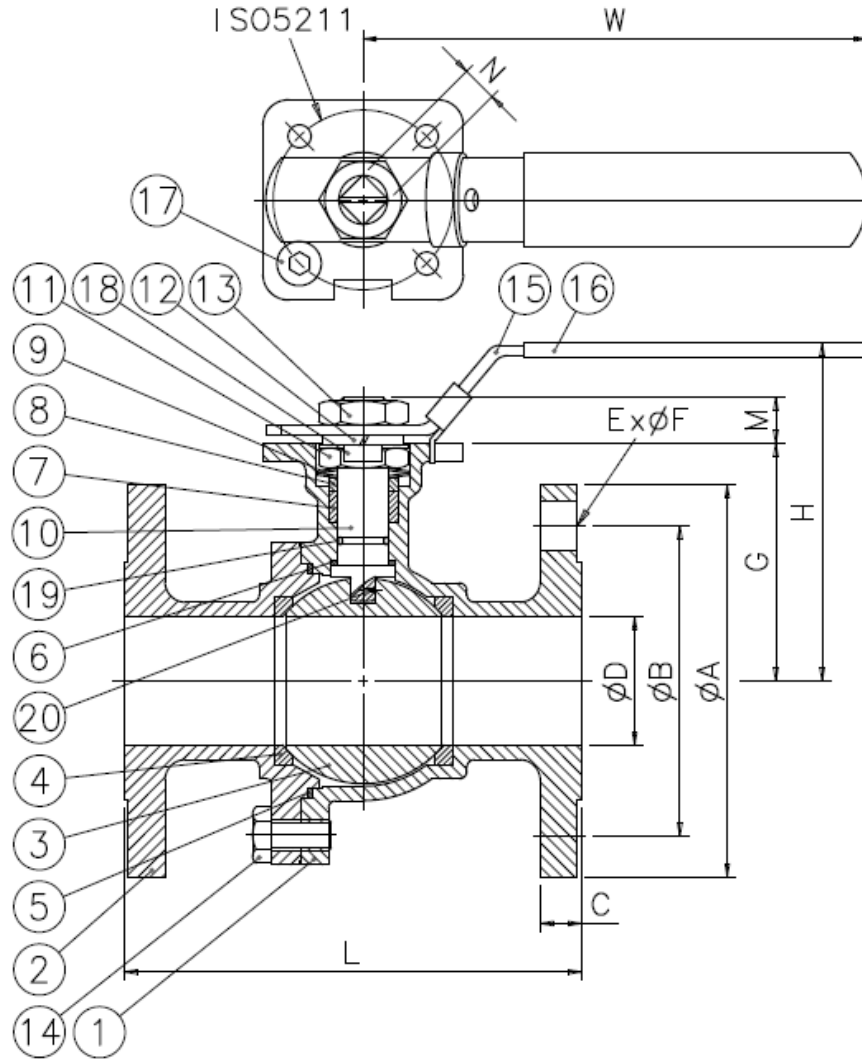
Pressure & Temperature Chart



Valve Standards:

- CRN Registered
- Design – ANSI / ASME B16.34
- Face to Face – ANSI / ASME B16.10
- Flange Dimensions – ANSI / ASME B16.5
- FIRESAFE – API 607 5th Edition
- NACE – MR0175
- EN1024 – DIN 50-049-3.1B
- Approved for Europe
- Valve Testing – API 598, MSS SP 61

Size: 1/2" - 4"


DIMENSIONS:

SIZE	Ø D		Ø A		Ø B		C		E	Ø F		G		H		L		M	N	W		ISO5211 (F)
IN	IN	MM	IN	MM	IN	MM	IN	MM		IN	MM	IN	MM	IN	MM	IN	MM	MM	MM	IN	MM	
1/2"	0.50	15	3.50	89	2.38	60	0.44	11	4	0.62	16	1.77	45	3.23	82	4.25	108	9	9	5.31	135	F03-F04
3/4"	0.75	20	3.88	99	2.75	70	0.44	11	4	0.62	16	1.97	50	3.46	88	4.62	117	9	9	5.31	135	F03-F04
1"	1.00	25	4.25	108	3.12	79	0.44	11	4	0.62	16	2.17	55	3.62	92	5.00	127	12	11	6.50	165	F04-F05
1-1/2"	1.50	40	5.00	127	3.88	99	0.56	14	4	0.62	16	2.83	72	4.41	112	6.50	165	16	14	7.68	195	F05-F07
2"	2.00	50	6.00	152	4.75	121	0.62	16	4	0.75	19	3.62	92	5.20	132	7.00	178	16	14	7.68	195	F05-F07
2-1/2"	2.50	65	7.00	178	5.50	140	0.69	18	4	0.75	19	4.13	105	5.98	152	7.50	191	19	17	11.81	300	F07-F10
3"	3.00	80	7.50	191	6.00	152	0.75	19	4	0.75	19	4.57	116	6.46	164	8.00	203	19	17	11.81	300	F07-F10
4"	4.00	100	9.00	229	7.50	191	0.94	24	8	0.75	19	5.43	138	7.64	194	9.00	229	24	22	13.19	335	F10-F12

Howell reserves the right to alter design specifications without notice

Howell Flanged FireSafe Ball Valve

API 607 Firesafe
H51F Series
Size: 1/2" - 4"
MATERIALS LIST:

Item	Part	For Stainless Steel Valve	For Carbon Steel Valve	Quantity
1	Body	ASTM A351 CF8M	ASTM A216 WCB	1
2	End Cap	ASTM A351 CF8M	ASTM A216 WCB	1
3	Ball	ASTM A351 CF8M/316	ASTM A351 CF8M/316	1
*4	Seat	RPTFE	RPTFE	2
*5	Body Gasket	PTFE / Graphite	PTFE / Graphite	1
*6	Thrust Washer	PTFE / Graphite	PTFE / Graphite	1
*7	Stem Packing	Graphite	Graphite	1
8	Gland Bushing	304 SS	304 SS	1
9	Belleville Washer	301 SS	301 SS	2
10	Stem	ASTM A276 316	ASTM A276 316	1
11	Packing Nut	304 SS	304 SS	1
12	Spring Washer	304 SS	304 SS	1
13	Handle Nut	304 SS	304 SS	1
14	Body Bolts	ASTM A193 B8	ASTM A193 B7	4-8
15	Handle	304 SS	Zinc Plated Steel	1
16	Handle Sleeve	Vinyl	Vinyl	1
17	Stop Pin	304 SS	304 SS	1
* 18	Lock Saddle	304 SS	304 SS	1
19	Stem O-Ring	Viton	Viton	1
20	Anti-Static Device	316 SS	316 SS	1

* included in repair kit

Break Away Torques	
Size	(in/lbs)
1/2"	89
3/4"	106
1"	142
1-1/2"	239
2"	363
2-1/2"	602
3"	814
4"	1,195

Estimated Cv Values	
Size	Cv Value
1/2"	11
3/4"	21
1"	35
1-1/2"	80
2"	150
2-1/2"	265
3"	415
4"	780

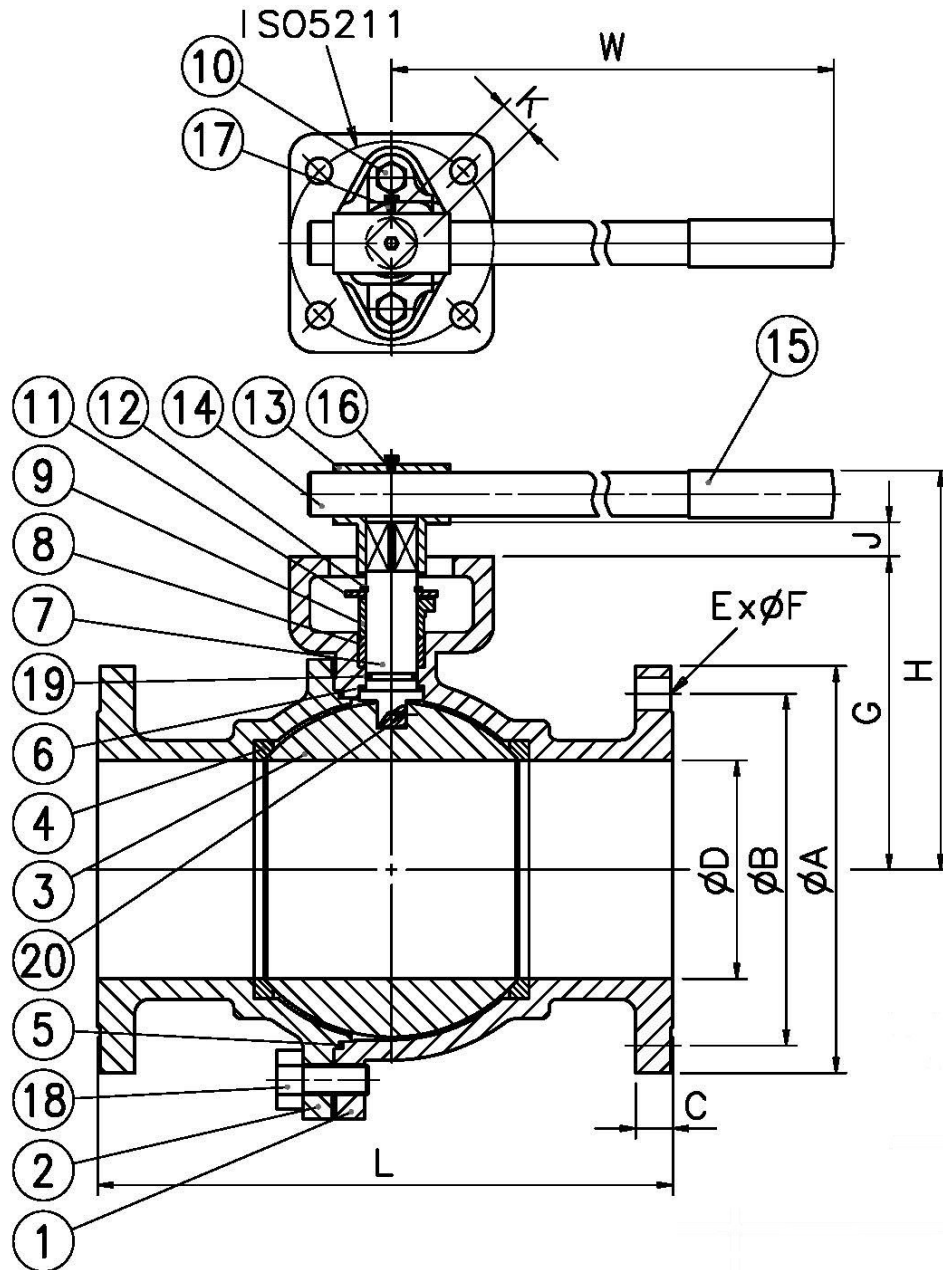
150lb Valve Weights		
Size	(KG)	(LB)
1/2"	1.6	3.5
3/4"	2.0	4.4
1"	3.1	6.8
1-1/2"	5.8	12.8
2"	8.3	18.3
2-1/2"	14.0	30.9
3"	18.2	40.1
4"	29.7	65.5

Packing Nut Torque (in/lbs)

Size	1/2"	3/4"	1"	1-1/2"	2"	2-1/2"	3"	4"
Packing Nut Torque	177	177	221	354	354	443	443	531



Size: 6"


DIMENSIONS:

SIZE	Ø D		Ø A		Ø B		C		E	Ø F		G		H		L		J	K	W		ISO5211 (F)
	IN	MM	IN	MM	IN	MM	IN	MM		IN	MM	IN	MM	IN	MM	MM	MM	IN	MM	IN	MM	
6"	6.00	150	11.00	279	9.50	241	1.00	25	8	0.87	22	8.58	218	10.94	278	15.51	394	28	27	22.83	580	F12-F14

Howell reserves the right to alter design specifications without notice

Howell Flanged FireSafe Ball Valve

API 607 Firesafe
H51F Series
Size: 6"
MATERIALS LIST:

Item 6"	Part	For Stainless Steel Valve	For Carbon Steel Valve	Quantity
1	Body	ASTM A351 CF8M	ASTM A216 WCB	1
2	End Cap	ASTM A351 CF8M	ASTM A216 WCB	1
3	Ball	ASTM A351 CF8M/316	ASTM A351 CF8M/316	1
*4	Seat	RPTFE	RPTFE	2
*5	Body Gasket	PTFE / Graphite	PTFE / Graphite	1
*6	Thrust Washer	PTFE / Graphite	PTFE / Graphite	1
7	Stem	ASTM A276 316	ASTM A276 316	1
*8	Stem Packing	Graphite	Graphite	4
9	Gland Bushing	ASTM A351 CF8M	ASTM A216 WCB	1
10	Gland Bolts	304 SS	Carbon Steel	2
* 11	Lock Saddle	304 SS	304 SS	1
12	Stem Retaining Ring	304 SS	AISI SWP	1
13	Handle Head	ASTM A351 CF8	ASTM A216 WCB	1
14	Handle	304 SS	Carbon Steel	1
15	Handle Sleeve	Vinyl	Vinyl	1
16	Handle Screw	304 SS	Carbon Steel	1
17	Handle Stem Screw	304 SS	Carbon Steel	1
18	Body Bolts	ASTM A193 B8	ASTM A193 B7	8
19	Stem O-Ring	Viton	Viton	1
20	Anti-Static Device	316 SS	316 SS	1

* included in repair kit

Size: 8" & 10"
MATERIALS LIST:

Item	Part	For Stainless Steel Valve	For Carbon Steel Valve	Quantity
1	Body	ASTM A351 CF8M	ASTM A216 WCB	1
2	End Cap	ASTM A351 CF8M	ASTM A216 WCB	1
*3	Seat	RPTFE	RPTFE	2
4	Ball	ASTM A351 CF8M/316	ASTM A351 CF8M/316	1
*5	Body Gasket	Graphite	Graphite	1
6	Anti-Static Device	316 SS	316 SS	1
7	Stem	ASTM A276 316	ASTM A276 316	1
*8	Thrust Washer	RPTFE	RPTFE	1
*9	Stem Packing	Graphite	Graphite	4
10	Gland Bushing	CF8	CF8	1
11	Stop Pin	304 SS	304 SS	1
12	Stop PLATE	304 SS	304 SS	1
13	Handle Head	FCD45	FCD45	1
14	Handle	Carbon Steel	Carbon Steel	1
15	Body Bolts	304 SS	304 SS	8
16	Gland Bolts	304 SS	304 SS	2

* included in repair kit

Howell Flanged FireSafe Ball Valve

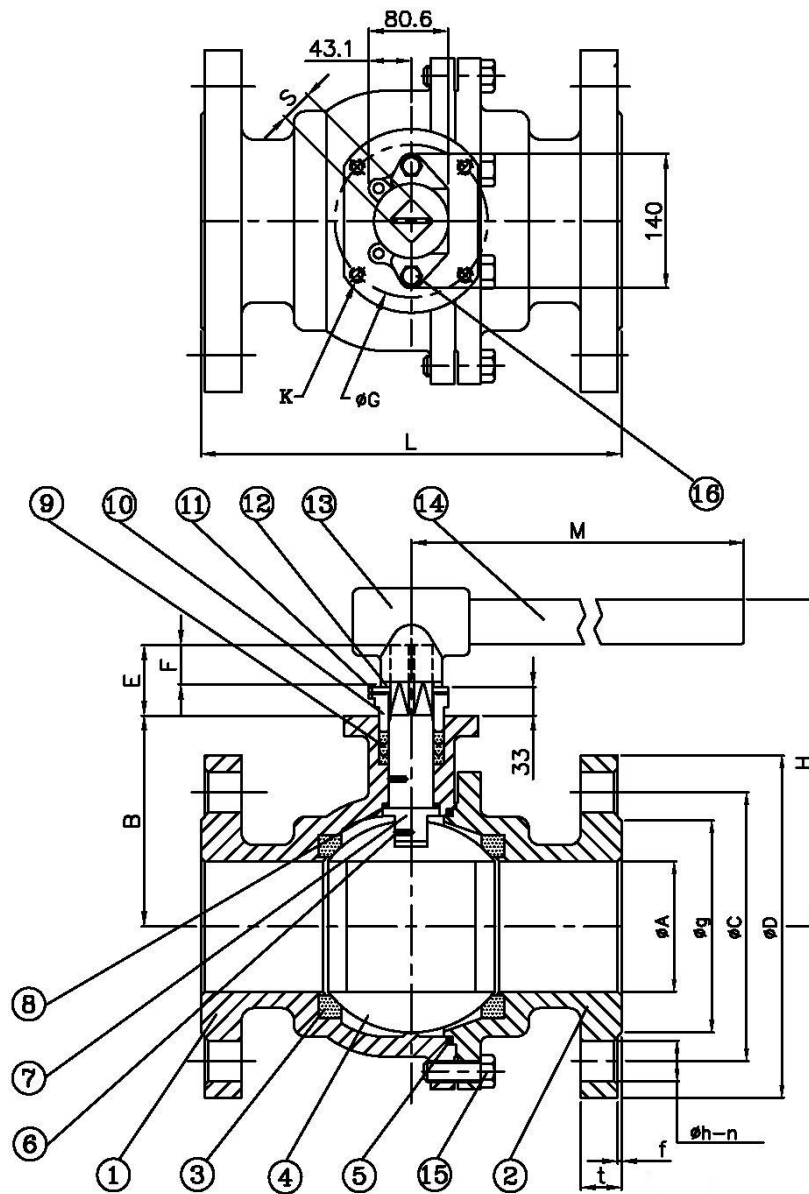
API 607 Firesafe
H51F Series

Break Away Torques	
6"	1,593
8"	6,965
10"	8,231

Estimated Cv Values	
6"	5,400
8"	10,000
10"	15,000

150lb Valve Weights		
6"	68.0	149.9
8"	126.0	277.8
10"	158.0	348.4

Size: 8" & 10"



Howell reserves the right to alter design specifications without notice

Size: 8" & 10"

DIMENSIONS:

SIZE	ø A		B		E		F		H		M		L		ø G		K	S
	IN	MM	IN	MM	IN	MM	IN	MM	IN	MM	IN	MM	IN	MM	IN	MM		
8"	8.00	200	8.62	219	2.52	64	1.50	38	13.94	354	43.31	1100	17.99	457	4.92	125	M12	36
10"	10.00	250	10.04	255	2.52	64	1.50	38	15.35	390	47.24	1200	20.98	533	4.92	125	M12	36

SIZE	ø D		ø C		ø g		ø h-n		f	t
	IN	MM	IN	MM	IN	MM	n	MM	MM	MM
8"	13.50	343	11.75	299	10.63	270	8	22	1.6	29
10"	15.98	406	14.25	362	12.76	324	12	25	1.6	30

